

## SCHRADER INDUSTRIAL PRODUCTS CATALOG

### ▶▶ COUPLERS & PLUGS



WARNING: Handling the brass parts of this product will expose you to lead, a chemical known to the State of California to cause birth defects and other reproductive harm. Wash hands after handling.



# COUPLERS AND PLUGS

Type

**A**



SC27

SC28

SCP27

SCP28

## 1/4" Lincoln™ Style Couplers and Plugs

These interchange with Lincoln Long Nose Series, as well as units produced by other manufacturers.

Male Thread	Female Thread	NPT Size
<b>COUPLERS</b>		
SC27	SC28	1/4"
<b>ADAPTER PLUGS</b>		
SCP27	SCP28	1/4"

Type

**B**



## 1/4" Aro™ Style Couplers and Plugs

These interchange with Aro™ 210 as well as units produced by many other manufacturer's.



SC37

SC38

SC38-42

SC37B

SC38B



SC38-42L

SC37-03

SC38-23

SC38-44

SC45\*



SC46

SCP37

SCP38

SCP37-42L

SCP37B

SCP38B



SCP37-03

SCP38-23

SCP37-44B

SCP37-44L

Combo Pack  
SCP37 / SC38

## 1/4" "Aro" Couplers


Uses standard "Type B" adapter plugs. Has maximum working pressure of 250 PSI.

Male Thread	Female Thread	Hose Barb	NPT Size
<b>COUPLERS</b>			
SC37	SC38	SC38-42	1/4"
SC37B	SC38B	SC38-42L	1/4"
SC37-03	SC38-23	SC38-44	3/8"
<b>PUSH-TO-CONNECT COUPLERS</b>			
SC45*	SC46		1/4"

B = Brass L = Locking  
\*may be sourced offshore

Male Thread	Female Thread	Hose Barb	NPT Size
<b>ADAPTER PLUGS</b>			
SCP37	SCP38	SCP37-42L	1/4"
SCP37B	SCP38B		1/4"
SCP37-03	SCP38-23	SCP37-44B	3/8"
		SCP37-44L	
<b>COMBO PACK (1 EA. SCP37 / SCP38)</b>			
SCP37	SC38		1/4"

B = Brass L = Locking



SC61

SC60

SC61-03

SC60-23

## 1/4" 3-way "Push-to-Connect" Coupler

These yellow chromate plated steel and brass couplers fit all 1/4" Aro™ Style, 1/4" Automotive Style, and 1/4" Industrial Interchange coupler plugs available in the marketplace.

Maximum working pressure is 250 PSI.

Male Thread	Female Thread	NPT Size
<b>COUPLERS</b>		
SC61	SC60	1/4"
SC61-03	SC60-23	3/8"

Due to the variety of operating conditions or applications, the customer is responsible to perform their own testing to insure performance, safety and warning requirements for the intended application.




SchraderInternational.com ▶ 1.800.288.1804

# COUPLERS AND PLUGS



## 1/4" High Volume / Low Pressure Couplers and Plugs

Item No.	Description
SC90/ SCP91	The unique valve and plug design of this special purpose coupler and plug set provides a much larger passage of air than standard 1/4" units. It allows as much air passage as a standard 1/2" coupler and plug unit. Especially designed for the paint industry.
SC90	1/4" FNPT Coupler
SCP91	1/4" MNPT Plug
SCP90	1/4" FNPT Adapter Plug



## 1/4" Automotive Style

These interchange with TruFlate™ as well as units produced by many other manufacturers.

Male Thread	Female Thread	Hose Barb	NPT or Barb
<b>COUPLERS</b>			
SC1	SC2	SC2-42	1/4"
SC1B	SC2B	SC2-42B	1/4"
		SC2-42L	1/4"
SC1-03	SC2-23	SC2-44	3/8"
	SC2-23B	SC2-44L	3/8"
<b>COUPLERS FOR RECAPPERS</b>			
	SC2R		1/4"
B = Brass L = Locking			
Male Thread	Female Thread	Hose Barb	NPT or Barb
<b>ADAPTER PLUGS</b>			
SCP1	SCP2	SCP1-42	1/4"
SCP1B	SCP2B	SCP1-42L	1/4"
		SCP1-44	3/8"
SCP1-03		SCP1-44L	3/8"
	SCP2-23		3/8"
	SCP2-23B		3/8"
<b>ADAPTER PLUGS FOR RECAPPERS</b>			
	SCP1-302**		1/4"***
	SCP14		.482 - 26
B = Brass L = Locking			
** SCP1-302 Also has inside cap thread.			

Due to the variety of operating conditions or applications, the customer is responsible to perform their own testing to insure performance, safety and warning requirements for the intended application.

# COUPLERS AND PLUGS

Type

**D**



## 1/4" Industrial Interchange Style Coupler and Plugs

These interchange with Hansen™, Milton™, Foster™, Aro™, Parker™ and others.

Male Thread	Female Thread	Hose Barb	NPT or Barb
-------------	---------------	-----------	-------------

### COUPLERS

SC21	SC20	SC20-42	1/4"
SC21B	SC20B	SC20-42L	1/4"
SC21-03	SC20-23	SC20-44L	3/8"

B = Brass L = Locking

## 1/4" "Push-to-Connect" Couplers

These couplers automatically connect by pushing the plug into the coupler and disconnect when sleeve is pulled back. Uses standard Type D adapter plugs. Has maximum working pressure of 250 PSI.

Male Thread	Female Thread	Hose Barb	NPT or Barb
-------------	---------------	-----------	-------------

### PUSH TO CONNECT COUPLERS

SC41*	SC40*		1/4"
-------	-------	--	------

### ADAPTER PLUGS

SCP21	SCP20	SCP21-42	1/4"
SCP21B	SCP20B	SCP21-42L	1/4"
SCP21-03	SCP20-23	SCP21-44L	3/8"

### COMBO PACK (1 ea. SCP21 and SC20)

SCP21/SC20	1/4"
------------	------

### ADAPTER PLUGS FOR RECAPPERS

SCP22	.302-32THD
-------	------------

B = Brass L = Locking

\*may be sourced offshore

Ask your Schrader representative about private label packaging and bulk pack bin boxes.



Due to the variety of operating conditions or applications, the customer is responsible to perform their own testing to insure performance, safety and warning requirements for the intended application.



SchraderInternational.com ▶ 1.800.288.1804

# COUPLERS AND PLUGS

Type

**E**



## 3/8" Industrial Interchange Style Couplers and Plugs

This group of medium sized couplers and plugs provide greater air flow than 1/4" inch units.

Male Thread	Female Thread	Hose Barb	NPT or Barb
-------------	---------------	-----------	-------------

### COUPLERS

SC25-02	SC26-22	SC26-42	1/4"
		SC26-42L	1/4"
SC25	SC26	SC26-44	3/8"
		SC26-44L	3/8"
SC25-04	SC26-24	SC26-45	1/2"

Male Thread	Female Thread	Hose Barb	NPT or Barb
-------------	---------------	-----------	-------------

### ADAPTER PLUGS


SCP25-02	SCP26-22	SCP25-42	1/4"
SCP25	SCP26	SCP25-44	3/8"
		SCP25-44L	3/8"
SCP25-04	SCP26-24		1/2"

L = Locking



Type

**F**



## 1/2" Automotive Style Couplers and Plugs

You can use either 1/2" Automotive or 1/2" Industrial interchange plugs with these couplers.

Male Thread	Female Thread	Hose Barb	NPT Size
-------------	---------------	-----------	----------

### COUPLERS

SC9-03	SC10-23		3/8"
SC9	SC10	SC10-45	1/2"
	SC10R (Raised Sleeve)		1/2"

R = Recapper

### ADAPTER PLUGS

SCP9-03	SCP10-23		3/8"
SCP9	SCP10	SCP9-45	1/2"

Due to the variety of operating conditions or applications, the customer is responsible to perform their own testing to insure performance, safety and warning requirements for the intended application.

# COUPLERS AND PLUGS

Type

**G**



## 3/8" Automotive Style Couplers and Plugs

Male Thread	Female Thread	Hose Barb	NPT or Barb
-------------	---------------	-----------	-------------

### COUPLERS

SC7	SC8	SC6-42	1/4"
		SC6-42L	1/4"
SC5	SC6	SC6-44	3/8"
	SC6B	SC6-44L	3/8"
SC5-04	SC6-24	SC6-45	1/2"

B = Brass L = Locking

Male Thread	Female Thread	Hose Barb	NPT or Barb
-------------	---------------	-----------	-------------

### ADAPTER PLUGS

SCP7	SCP8	SCP5-42	1/4"
		SCP5-42L	1/4"
SCP5	SCP6	SCP5-44	3/8"
		SCP5-44L	3/8"
SCP5-04	SCP6-24		1/2"

L = Locking

Type

**H**



## 1/2" Industrial Interchange Plugs

These 1/2" Industrial interchange Adapter Plugs are completely interchangeable with the Type F Automotive Series shown above.

Male Thread	Female Thread	NPT Size
-------------	---------------	----------

### ADAPTER PLUGS

SCP17-03	SCP18-23	3/8"
SCP17	SCP18	1/2"

Type

**I**



## 3/8" Aro™ Style Couplers and Plugs

Male Thread	Female Thread	NPT Thread
-------------	---------------	------------

### COUPLERS

SC35	SC36	3/8"
------	------	------

Male Thread	Female Thread	NPT Thread
-------------	---------------	------------

### ADAPTER PLUGS

SCP35	SCP36	3/8"
-------	-------	------

Due to the variety of operating conditions or applications, the customer is responsible to perform their own testing to insure performance, safety and warning requirements for the intended application.



SchraderInternational.com ▶ 1.800.288.1804

Type  
**L**



## Straight-through Couplers and Adapter Plugs for Liquids

Available in 1/4" and 3/8" body sizes. These units have no valves. Smooth, straight through bore gives maximum flow with minimum pressure drop. Couplers are brass, with stainless steel balls and springs. Plugs are brass. Used with pressure washers, carpet cleaners and car wash equipment.

### Type "L" 1/4" Body Couplers and Plugs

Male Thread	Female Thread	NPT Thread
<b>COUPLERS</b>		
SCST3B	SCST4B	1/4"
B = Brass		

Male Thread	Female Thread	NPT Thread
<b>ADAPTER PLUGS</b>		
SCPST3B	SCPST4B	1/4"
B = Brass		

Type  
**M**



## Type "M" 3/8" Body Couplers and Plugs

Male Thread	Female Thread	NPT Thread
<b>COUPLERS</b>		
SCST5B	SCST6B	3/8"

Male Thread	Female Thread	NPT Thread
<b>ADAPTER PLUGS</b>		
SCPST5B	SCPST6B	3/8"
B = Brass		



## 2-in-1 Key Ring

The 2-in-1 design enables quick connect and disconnect for easy separation. All metal construction that is built to last.

Item No.	Qty.
S950	1/pack

Technical questions can be resolved by contacting our technical support department at 1.800.288.1804 (press 2) or by emailing: [techservice@schraderintl.com](mailto:techservice@schraderintl.com)



Due to the variety of operating conditions or applications, the customer is responsible to perform their own testing to insure performance, safety and warning requirements for the intended application.

WARNING: Handling the brass parts of this product will expose you to lead, a chemical known to the State of California to cause birth defects and other reproductive harm. Wash hands after handling.



CUSTOMER SUPPORT LINE // 1.800.288.1804 >> [SCHRADERINTERNATIONAL.COM](http://SCHRADERINTERNATIONAL.COM)

Coupler & Plug Catalog 112013